

Carrying bicycles on motor vehicles

Purpose

To advise vehicle owners and drivers of the safety requirements that apply when carrying a bicycle/s externally mounted on a motor vehicle.

Introduction

Bicycles are usually carried on a roof rack, or on a bicycle rack attached to the rear of the vehicle. Whichever method you use it is important that the rack and its attachment are strong enough to carry the bicycle/s, and that the vehicle is not overloaded.

ROOF RACK

If you carry a bicycle on the roof of your vehicle, you should use a dedicated attachment fitted to a roof rack. There are different types of attachments; the most common carry the bicycle upright, either whole or with the front wheel removed, while others carry it upside-down.



Before setting off on your journey, you must ensure all the connections are secure – the bicycle to the attachment, the attachment to the roof rack and the roof rack to the car. As these can work loose during travel, you should check them at regular intervals during the journey.

When driving with a bicycle on the roof, take extra care in windy conditions or high wind areas, on winding roads and when approaching places with height restrictions, such as car parks, or where there are low hanging branches.

BICYCLE RACK

If you carry a bicycle on the rear of your vehicle you must use a suitable bicycle rack, which is usually attached to the towbar or boot.



Transport for NSW

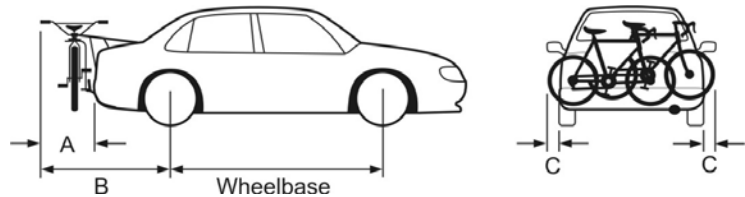
Guidelines for using a bicycle rack attached to the rear of a vehicle:

- Make sure the bicycle rack is strong enough to carry the bicycle/s and is securely attached to the vehicle.
- Make sure the bicycle rack and its load does not project excessively behind the rear of the vehicle or protrude more than 150 mm beyond the extreme width of either side of the vehicle.

'A' must not be more than 1200 mm

'B' must not be more than 60% of the wheelbase

'C' must not be more than 150 mm




- Make sure the vehicle number-plate is clearly visible. If the number-plate is obscured you must fit a special 'auxiliary number-plate', which is a smaller copy of the vehicle number-plate. This can be ordered online at www.myPlates.com.au, by telephoning the Plate Marketing Call Centre on 131 758, or at your nearest Motor Registry. If an auxiliary number-plate is used when carrying bicycles, it may only be fitted to a bicycle rack that is attached to the motor vehicle.



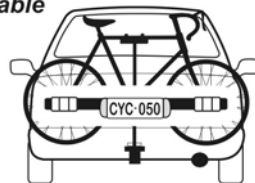
Example of an auxiliary number-plate

- Make sure the auxiliary number-plate is securely attached and that its top edge is no more than 1300 mm above the ground.
- Make sure the bicycle rack and bicycle/s do not obscure the vehicle lights including the brake lights (including the centre-mounted brake light) and indicators. If any light/s are obscured you must attach an additional set of lights at the rear of the bicycle/s. Also, if using the bicycle rack at night, you must fit one or more number-plate lights to illuminate the auxiliary number-plate if fitted. These lights are available from shops which sell automotive accessories and other shops which sell bicycle racks.

Not acceptable



Acceptable



Brake/tail/indicator lights

Number-plate light/s



Example of duplicate vehicle lights, in this case fitted to a detachable bar

- Remove or reposition the bicycle rack when not in use so that it is not a hazard to other vehicles and pedestrians.
- Surround the auxiliary number-plate with rubber or plastic if any sharp edges present a hazard to pedestrians.



Penalties apply if:

- the bicycle rack or any bicycle fitted to it obscures any light (including the centre-mounted stop light) or the number-plate, and it is not fitted with an additional set of lights and auxiliary number-plate
- the bicycle rack, with or without bicycle/s, creates a dangerous protrusion to either side or to the rear of the vehicle.

FURTHER INFORMATION

Roads and Maritime Services Technical Enquiries

PO Box 1120, Parramatta NSW 2124

T 1300 137 302 | F (02) 8837 0037 | E tech-enq@rms.nsw.gov.au

- Vehicle construction and registration requirements in NSW